


STEFAB®



**World Class Laundry Machines.
Made in India. Since 1975.**

Made in India, for the World.

STEFAB®

Introduction

Stefab is India's largest manufacturer of Industrial Laundry, Dry Cleaning, Apparel Processing & Finishing Machines since 1975. With over 12,000 installations across hospitality, healthcare, apparel, and institutional sectors, we design and manufacture robust, reliable, and cost-effective laundry solutions that meet global standards — all made in India.

12,000
Installations

70,000
Machines in operation

18,000m²
Manufacturing Facilities

50
Years of Excellence



Objective

Laundry solutions that deliver results.

We design and manufacture industrial laundry machines that are efficient, durable, and globally competitive while reducing cost per cycle and enhancing operational ease for our clients across sectors.

Customers

Efficiently serving all sectors.

From leading hotel chains and hospitals to garment manufacturers and government institutions, Stefab caters to clients across hospitality, healthcare, apparel, & industrial segments.

Services

We support you at every step.

We offer end-to-end laundry solutions, including project designs, utility economics feasibility charts, installation, training, and prompt after-sales service. Our focus is seamless operations and client satisfaction at every step.

Dealers

Worldwide dealer network.

Our extensive global dealer and associate network is built to guide clients in choosing the right products, meet specific operational needs, and deliver world-class service and support. Ensuring satisfaction at every step, wherever you are.

Products

Widest range. Affordable prices.

We manufacture a full spectrum of laundry equipment like washer extractors, dryers, flat-work systems, dry-cleaning & finishing machines, built to handle high volumes & deliver consistent results.

Made in India

Indian engineering. International quality.

Since 1975, Stefab has been engineering world-class industrial laundry machines in India. With over five decades of expertise, we build cost-efficient machines that deliver premium solutions trusted across industries.

“Quality is as much in the actual product, as in the mind.”

Indeed, in this interface of vision & reality, an idea is born.

For Stefab, it all began in the year 1975. A desire to simply do what no other Indian company had done before: “Make user-friendly, cost-effective, Industrial Laundry, Dry-cleaning, Apparel Processing & Steam Finishing machines. At par with world standards, right here in India.”

Where did this take us?

Today, 18,000 square Meters of 'state of the art' manufacturing facilities, computer aided designs with over 350 qualified & experienced workforce attribute to the high standards of Stefab machines used worldwide. With over 12,000 major installations, Stefab quality & expertise continue to remain unmatched. Facts, that have translated into Stefab becoming the largest & most preferred manufacturer from India.

Deepak Arora

Managing Director





STE



Background & History

For over last five decades, we have consistently strived to make the world of laundry technology better in India with each passing year. It was the awareness on textile care & linen management, which always motivated us to present advance laundry solutions for the Indian community.


Mr. Deepak Arora, founder & managing director of Stefab had a vision towards 'Make in India' in the year 1975. The objective was simple yet fulfilling enough contributing a major share of value to the world of commercial laundry in India.

In the 70s, commercial laundry machines were majorly imported from the western world as no company could produce these machines in India. Mr. Deepak Arora, an engineering scholar had the

vision to build a product which was at par with the world standards. His knack for engineering precision & ability to think ahead, gave birth to Stefab in the year 1975. The first manufacturing plant was established in Delhi with humble beginnings. The company then expanded to bigger premises & today the facilities are spread over 18,000 sq. mtrs.

From introducing the first front loading washing machine to fully automatic infection barrier washer extractors, bed-sheet feeders, folders & stackers, it has been an overwhelming journey.

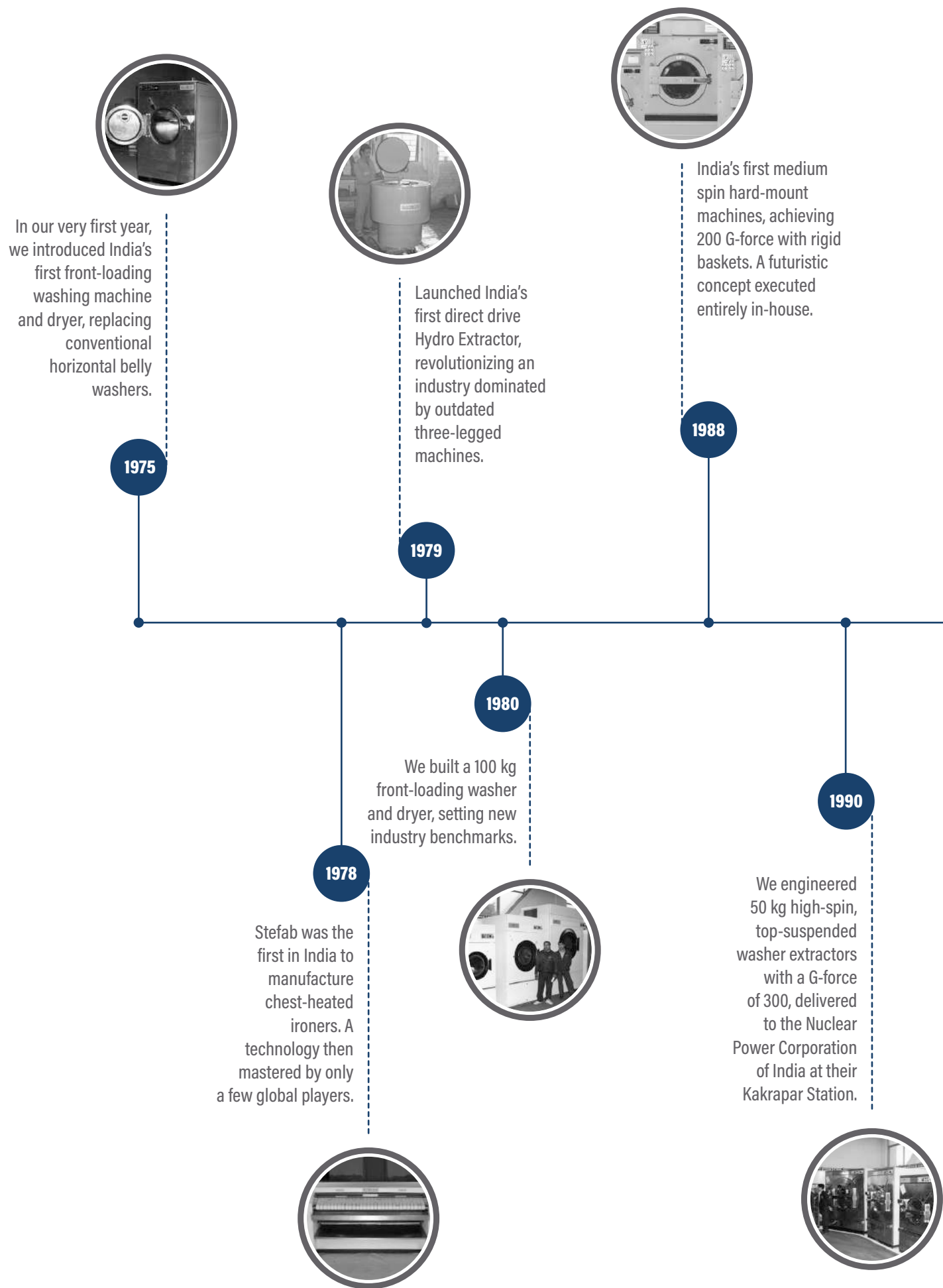
Today, Stefab is known to be the mother of major laundry equipment companies in India.



STEFAB®



Key Achievements





Yes, 500 kg! Stefab built massive 500 kg tilt-type apparel processing machines along with 200 kg dryers which were delivered to a leading garment manufacturer in Bangladesh.

1998



Stefab was the first in India to produce a fully automatic, PLC-driven 120 kg tilt washer extractor with 340 G-force. Supplied to Christian Medical College, Vellore, where it continues to run seamlessly even today

2003



Stefab developed an advanced automatic bedsheet folder, feeder, and stacker capable of speeds up to 100 meters/min with five folds across two lanes. A major leap in expanding our finishing equipment range.

2015

1999

Introduced the DMX dry-cleaning machine for the Indian market. An alternative to premium Italian models. Designed to run on MTO solvent, it features an ergonomic filtration system and dual storage tanks



2012

We produced India's first-ever Infection Barrier Washer giving healthcare institutions an affordable, homegrown solution for advanced, infection-free laundry setups.



2023

A ground breaking innovation! — The patented 830 mm Electric Chest revolutionized flatwork processing. We exclusively achieved unmatched efficiency with electric consumption of only 72 KW and an output of 300 bed-sheets per hour, setting a new global benchmark.



Widest Range, Affordable Prices & Truly World Class.



Why Choose Stefab?

For over five decades, Stefab has been India's most trusted name in commercial laundry solutions and has earned the trust of thousands of businesses across the hospitality, healthcare, commercial laundry, government institutions & apparel manufacturing sectors. Our reputation is built on engineering excellence, innovation and an unwavering commitment to quality.

Operating from expansive 18,000 square metre manufacturing facilities, Stefab has successfully executed over 12,000 projects across the globe with more than 70,000 machines currently in service. Our product range includes high-spin washer extractors, drying tumblers, flatwork ironers, dry-cleaning & finishing machines, each designed to deliver high efficiency, low operational costs, and long-term durability.

Our machines are engineered for optimal use of water, energy and chemicals, helping our clients significantly reduce their cost per cycle while maintaining the highest standards of hygiene and fabric care. All equipment is manufactured in compliance with global quality and safety benchmarks.

With a pan-India sales and service network, our customers are supported by dedicated teams that ensure rapid response, minimal downtime and consistent after-sales support.

At Stefab, we don't just build machines, we build long-lasting partnerships founded on performance, trust and consistent value.



Durability

Stefab machines are engineered to operate 24/7, maintaining peak performance even under heavy loads. Every component is built for longevity, reducing downtime and replacement costs.



Smart Technology

From programmable wash cycles to automated chemical dosing, Stefab integrates intelligent controls that ensure precision, consistency and ease of operation for every load.



Energy Efficiency

Designed to minimize water and power consumption, our machines deliver significant savings over time helping you optimize resources while maintaining superior wash quality.

12,000

Projects

70,000

Machines

18

Countries

50

Years of Excellence

Our Partners

primus

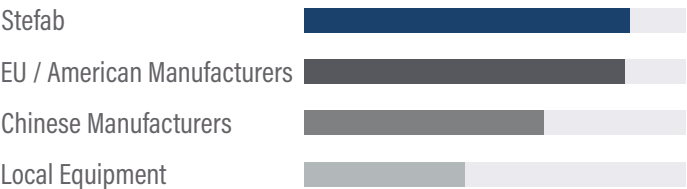
FIRBIMATIC^{SPA}

SoftWash[®]

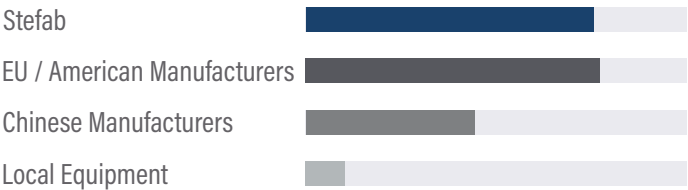
Made in India, for the World.

Stefab combines the precision, innovation and performance that match international standards with the advantage of being built in India. Each machine blends precision engineering, cutting-edge technology, and unmatched durability to meet the toughest operational demands. Designed for efficiency and reliability, our systems empower businesses to maximise performance, minimise costs and maintain the highest standards.

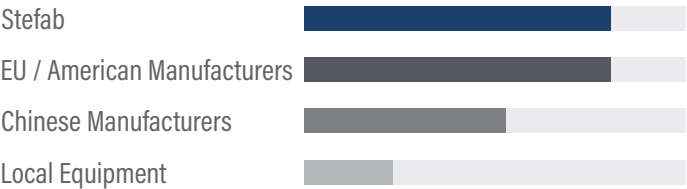
Durability



Technology




Energy Efficiency



Segments we cater

Hospitality



The hospitality industry is globally one of the largest buyers of commercial laundry machines. Nowadays, businesses recognize the value of having an on-premise laundry. It offers greater control over operations, faster turnaround, and helps preserve the quality and longevity of linen—a critical factor in both guest satisfaction and cost efficiency.

Healthcare



The healthcare industry is one of the largest consumers of commercial laundry machines. For hospitals, laundry is more than just a housekeeping function as it directly impacts patient safety and infection control.

In this sector, linen quality and hygienic processing are non-negotiable. Stefab is one of the few manufacturers in India offering smart infection barrier washer extractors, specifically designed to meet the stringent hygiene standards of the healthcare sector.

Commercial Laundry



For over 50 years, Stefab has been committed to serving the needs of the commercial laundry industry. We work closely with our customers to understand their challenges and deliver solutions that offer the lowest cost of ownership in the industry.

In a segment where durability is important, our machines are known for their unmatched build quality and efficiency. We also offer robust warranty and pan india service network

Stefab's technology is built for performance. With quick wash and dry cycle times, customizable programs, soaking and delayed start (ST9 controller) Our systems are designed to handle even the toughest loads with ease.

In today's world, controlling energy and water consumption is more crucial than ever. That's why all the Stefab machine are engineered to reduce utility costs without compromising on output, hygiene or quality

Government Institutions



Stefab provides turnkey laundry systems to all major government sectors. These include layouts with space, machinery, utility requirements along with end to end support

Ships/ Navy

We offer a special range of products for ships, designed to perform reliably under dynamic maritime conditions.

The Indian Railways is one of our key clients, using Stefab machines for laundry operations from washing, drying, ironing, folding, and stacking of bedsheets, blankets, towels, etc.

Below are few other government sectors that use Stefab machines to process their entire laundry loads.

**Defense Bases,
Educational Institutes,
Prisons etc.**

Apparel Manufactureres



Garment Manufacturers are major buyers of textile processing machines for many decades now. Stefab is a leading enzyme washer & dryer equipment producer for apparel & garment manufacturing companies.

Stefab produced 500 Kg apparel processing machines with tilt & 200 Kg dryers & supplied to a very renowned garment manufacturer in Bangladesh.

Leather Processing

Stefab also provides extractors & drying machines to the leather industries as per their specifications & requirements.

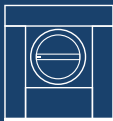
Other Industries



With a portfolio of over 140 models, Stefab has the expertise to serve a wide range of industries including **pharmaceuticals, workwear, educational institutes, hostels, ashrams, apartments, and project sites**. Backed by decades of experience, we design advanced, efficient laundry systems tailored to the unique needs of every customer.

Extensive Range of Products

Washing & Drying



Front Loading Washer Extractors
15-120 Kg Capacity

Barrier Washer Extractors
30-200 Kg Capacity

Medium Spin Washer Extractors
15, 23 & 30 Kg Capacity

Low Spin Washing Machines
30-120 Kg Capacity

Tumble Dryers
15 -120 Kg Capacity

Flat-Work



Chest Heated Ironers (1, 2 or 3 Rolls)
250 MM to 830 MM Dia | 1.5 Mtr to 3.3 Mtr

Roller Heated Ironers (1, 2 or 3 Rolls)
800 MM Dia | 3.0 Mtr & 3.3 Mtr

Automatic Bed-Sheet Folder
Two Lane, 2 Length + 3 Cross Folds

Automatic Bed-Sheet Feeder & Stacker

Dry-Cleaning



Hard Mount - Perc. & Multi-Solvent
10 - 25 Kg Cap. - Upto 99.9% Recovery

Soft Mount - Perc. & Multi-Solvent
18 - 40 Kg Cap. - Upto 99.9% Recovery

Tandem Systems
Upto 80 Kg Capacity

MTO / ISOPAR Solvents
15 Kg Cap. Upto 80% Recovery.

Finishing & Auxiliary



Automatic Shirt Pressing Unit

Flat Bed Drying Press

General Utility Presses

Cuff & Collar Press

Form Finishers

Vacuum Finishing Tables

Stain Removing Unit

Steam Generators

Trolleys, Tables & Scrub Stations etc.

Washers

Washer Extractors. High Spin. Soft Mount.

Stainless Steel Cabinet.
Computer Controlled.
Top Suspension.

'AX' Range

I-Drive

Wet-Cleaning

Smart Soap

Advanced HMI

Big Beat

With Micro Computer
(up-to 99 programs),
Efficient inverter drive.
Five compartment
dispenser &
self-unloading option
in 120 kg capacity.

Heating mode can be
steam, electric or
thermic fluid.

Model No.	AXS 30 AXE 30 AXT 30	AXS 60 AXE 60 AXT 60	AXS 120 AXE 120 AXT 120	AXS 120 T AXE 120 T
Capacity/ Filling Factor	30 kg 1:9 = 35 kg 1:10 = 30 kg	60 kg 1:9 = 68 kg 1:10 = 60 kg	120 kg 1:9 = 135 kg 1:10 = 120 kg	120 kg 1:9 = 135 kg 1:10 = 120 kg



Infection Barrier Washer Extractors. High Spin. Soft Mount.

Stainless Steel Cabinet.
Computer Controlled.
Top Suspension.

'BX' Range

I-Drive

Smart Soap

Advanced HMI

Big Beat

Pass through design,
Efficient inverter drive,
Five compartment
dispenser & separate
doors for loading &
unloading.

Heating mode can be
steam or electric.

Model No.	BXS 30 BXE 30	BXS 60 BXE 60	BXS 100 BXE 100
Capacity/ Filling Factor	30 kg 1:9 = 35 kg 1:10 = 30 kg	60 kg 1:9 = 65 kg 1:10 = 60 kg	100 kg 1:9 = 110 kg 1:10 = 100 kg



Washer Extractors. High Spin. Soft Mount.

Stainless Steel Cabinet.
Computer Controlled.
Bottom Suspension.

'FX' Range

I-Drive

Wet-Cleaning

Smart Soap

Advanced HMI

Bottom suspension,
efficient inverter
drive, auto soap
dispenser &
tilt option in 110 kg
capacity.

Heating mode
can be steam or
electric.

Model No.	FXS 15 FXE 15	FXS 25 FXE 25	FXS 60 FXE 60	FXS 100	FXS 110 T
Capacity/ Filling Factor	15 kg 1:9 = 17 kg 1:10 = 15 kg	25 kg 1:9 = 28 kg 1:10 = 25 kg	60 kg 1:9 = 65 kg 1:10 = 60 kg	100 kg 1:9 = 110 kg 1:10 = 100 kg	110 kg 1:9 = 122 kg 1:10 = 110 kg



**Washer Extractors.
Medium Spin. Hard Mount.**

Stainless Steel Cabinet.
Computer Controlled.

'NX' Range

Model No.	NXS 15 NXE 15	NXS 23 NXE 23	NXS 30 NXE 30
Capacity/ Filling Factor	15 kg 1:9 = 17 kg 1:10 = 15 kg	23 kg 1:9 = 25 kg 1:10 = 23 kg	30 kg 1:9 = 35 kg 1:10 = 30 kg



With Micro Computer (uploads upto 99 programs), efficient inverter drive, 5 compartment dispenser & motorized drain valve.
Heating mode can be steam or electric.

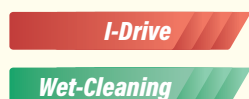


**Stack Washer-Dryer.
High Spin. Soft Mount.**

Computer Controlled.
Commercial Duty.

'STX' Range

Model No.	STX 10	STX 15
Capacity/ Filling Factor	10 kg 1:9 = 12 kg 1:10 = 10 kg	15 kg 1:9 = 17 kg 1:10 = 15 kg



With separate computers for Washer & Dryer, inverter drive, Vibration dampeners & Die-Cast housing. Heating mode shall be electric for washer & option of gas in Dyers.



**Front Loading
Washing Machines.**

Automatic Time,
Temperature &
Level Control.

'LM' Range

Model No.	LMS 30 LME 30	LMS 60 LME 60	LMS 120 LME 120
Capacity/ Filling Factor	30 kg 1:9 = 35 kg 1:10 = 30 kg	60 kg 1:9 = 68 kg 1:10 = 60 kg	120 kg 1:9 = 135 kg 1:10 = 120 kg



Stainless steel front & baskets with electric control panel & motorized drain valve.
Heating mode can be steam or electric.



**Hydro Extractors.
Direct Drive. Self-Balancing.**

Stainless Steel Body.
Automatic DC Injection Brake.

'HX' Range

Model No.	HX 15	HX 30	HX 60
Capacity/ Filling Factor	15 kg	30 kg	60 kg

Stainless Steel cylinder & outer drum. Automatic DC injection brake. Direct drive & self balancing.



**Side Loading
Washing Machine.**

Full Stainless Steel body.
Automatic time &
Temperature Control.

Model No.	WMS 30 WME 30	WMS 60 WME 60	WMS 120	WMS 240
Capacity/ Filling Factor	30 kg 1:10 = 30 kg	60 kg 1:10 = 60 kg	120 kg 1:10 = 120 kg	240 kg 1:10 = 240 kg

'WM' Range

With all Stainless Steel body, electric control panel & idler/ gear box positive drive.

Available in steam & electric.



**Apparel Processing
Machines.**

Front Loading, Open Pocket.
For Enzyme/Stone Washing,
Dyeing & Specialty Washes.

Model No.	PLS 120	PLS 240	PLS 360T	PXS 15 & PXE 15
Capacity/ Filling Factor	120 kg 1:10 = 120 kg	240 kg 1:10 = 240 kg	360 kg 1:10 = 360 kg	15 kg 1:10 = 15 kg

'PL' Range

Advanced HMI

I-Drive

Big Beat

With simple, efficient inverter drive. Digital time & temperature control. S.S. water, steam & drain valves. Hydraulic forward tilt on 360 kg machine.



Dryers & Ironers

Drying Tumblers.

Stainless Steel Cylinder.
Microprocessor Control.
Reversible.

'DR' Range

Model No.	DRS 15, DRE 15 DRT 15, DRL 15 DRD 15, DRG 15	DRS 23 DRE 23 DRG 23	DRS 30, DRE 30 DRT 30, DRL 30 DRD 30, DRG 30	DRS 60, DRE 60 DRT 60, DRL 60 DRD 60, DRG 60	DRS 120 DRT 120 DRG 120
Capacity/ Filling Factor	15 kg 1:18 = 17 kg 1:20 = 15 kg	23 kg 1:18 = 25 kg 1:20 = 23 kg	30 kg 1:18 = 33 kg 1:20 = 30 kg	60 kg 1:18 = 65 kg 1:20 = 60 kg	120 kg 1:18 = 135 kg 1:20 = 120 kg

DrySense

Advanced HMI

With PLC Control
& Self cleaning
Lint screen.
Available in
steam, electric,
thermic fluid,
diesel & gas
heating modes.



Flatwork Drying Ironer. Chest Heated.

Front Feed, Front Return.

'FR' Range

Model No.	FRE 25-150	FRS 38-200 FRE 38-200	FRS 53-300 FRE 53-300
Roller Size	Ø250 – 1500L	Ø380 – 2000L	Ø530 – 3000L

I-Drive

Chestech

VFD driven, multi-input
control panel, machined
roller with spring &
polyester padding.
Gear-box drive, conveyor
roller & feed belts.

Available in electric,
steam or thermic fluid.



Flatwork Drying Ironer. Chest Heated.

Front Feed, Rear Return.

'FS' Range

Model No.	FS 83-330 FE 83-330 FT 83-330	FS 83-330 (2 Roll) FE 83-330 (2 Roll) FT 83-330 (2 Roll)	FS 83-330 (3 Roll) FT 83-330 (3 Roll)
Roller Size	Ø830 – 3300L	Ø830 – 3300L	Ø830 – 3300L

I-Drive

Chestech

VFD driven, multi-input
control panel, machined
roller with spring &
polyester padding.
Gear-box drive, conveyor
roller & feed belts.

Available in steam,
electric or thermic fluid.



**Flatwork Drying Ironer.
Roller Heated.**

RL Range.

Front Feed, Front Return.
Roller Ø800 – 1 Roll.

RS Range.

Front Feed, Rear Return.
Roller Ø800 – 1 & 2 Rolls.

'RS' & 'RL' Range

I-Drive

Model No.	RLS 80-300 RLE 80-300 RLG 80-300	RS 80-300 RE 80-300 RG 80-300	RS 80-330 (2 & 3 Roll) RE 80-330 (2 & 3 Roll) RG 80-330 (2 & 3 Roll)
Roller Size	Ø800 – 3000L	Ø800 – 3000L	Ø800 – 3300L

VFD driven, multi-input control panel. Tensioned belt system with conveyor roller & feed belts.

Available in steam, electric & gas.



Automatic Bed Sheet Feeder.

High-capacity centrifugal fans & a special designed duct for all types of flat linens.

FD 330

I-Drive

Model No.	FD 330
Maximum Bed-Sheet Size	3300 Width & 3200 Length

A special designed duct arrangement to create powerful controlled air to hold, smoothly stretch & feed all types of flat linens to the flat-work ironer. Adjustable speed for perfect synchronization with all types of ironers. Efficient & uniform suction.



Automatic Bed Sheet Folder.

2 Primary Folds + 3 Cross Folds.
Single or Double Lane with smart touch screen computer.

FL 330

Advanced HMI

I-Drive

5 Fold

Model No.	FL 330
Maximum Bed Sheet Size	3300 Width & 3200 Length

Quick & automatic fold size selection & perfect speed synchronization. Programmable Computer can be customized for any folding configuration. The preset programs can be easily modified or erased. LCD shows flow of all primary & cross folds. Integrated with inverter drives for precise speed synchronization with the ironer. Easy to understand & operate.



Automatic Bed Sheet Stacker.

Adjustable speed & stacking for perfect synchronization with a maximum of 20 stacks.

STK 80

Advanced HMI

Model No.	STK 80
Work Table Sheet Size & Conveyor length	800 x 550 x 2500

Can be attached with any bed-sheet folder. To automatically stack & move the folded linens coming out of the flat-work ironer towards the packing area to increase productivity.



Dry-Cleaning Machines

Firbimatic Perc/ Multi Solvent Dry-cleaning Machines. Hard Mount.

Capacity	10 kg	15 kg	18 kg	25 kg
No. of Tanks	2 / 3	2 / 3	2 / 3	2 / 3

F Series


Multisolvent machines can process all types of hydrocarbon & green-earth solvents.



Firbimatic Perc/ Multi Solvent Dry-cleaning Machines. Soft Mount.

Capacity	18 kg	20 kg	25 kg	32 kg	40 kg
No. of Tanks	3	3	3	3	3

Vortex / Ecogreen Series



Firbimatic TANDEM Perc/ Multi Solvent Dry-cleaning Machines.

Capacity	18 kg x 2	20 kg x 2	25 kg x 2	32 kg x 2	40 kg x 2
No. of Tanks	3 + 2	3 + 2	3 + 2	3 + 2	3 + 2

Vortex / Ecogreen Tandem Series



Dry-cleaning Machine. Perc Solvent.

Dry to Dry. 3 Tanks. Two Ecological Filters. Upto 99.8% Solvent Recovery. Electric heated.

DPRE 8

Model No.	DPRE 8
Capacity	8-10 kg

SS 304 Solvent Tanks, Inner Cylinder, Still, Air-Circuit & all parts in contact with Solvent. Large capacity refrigeration system with auto cool down feature.



Dry-cleaning Machine. MTO Solvent.

High Spin, Soft Mount. 2 Tanks. Twin Cartridge Filters. Upto 80% Solvent Recovery.

DMX 15

Model No.	DMX 15
Capacity	15 kg

Programmable computer provides options of light/ dark shade garments. Choose gentle or strong wash with flexibility in choosing normal spin, high spin, short cycle & full cycle.



Finishing Machines & Auxiliary Equipment

Flat-Bed Drying Press.

Pneumatically Operated. Buck with Moisture Suction. Auto Timed Release.

FP Range

Heating mode can be steam, electric or thermic fluid.

Model No.	FPS 150 FPE 150 FPT 150
Head/ Bed Size	1500 x 750

Smooth operation of rocker arms & head. Centrifugal Suction Blower keeps padding dry at all times. Efficient moisture suction. Quick drying time.



Automatic Shirt Pressing Unit.

Integrated Body. Inbuilt Touch Screen PLC.

SPU 800

Model No.	SPU 800
Dummy Size	2000 x 1300 x 2000

Automatic Shirt Pressing Unit with Integrated Body, Sleeve Cuff & Collar Pressing Machine. With inbuilt Touch Screen PLC.



Laundry Utility Press.

Pneumatically Operated. Adjustable Ironing Pressure. S.S Polished Head. Auto Timed Release.

LUP 140

Model No.	LUP 140
Head/ Bed Size	1300 x 460 x 260

Stainless Steel polished head provides perfect alignment. Fine pressing. Operator's safety & convenience.



Laundry Cuff & Collar Press.

Pneumatically Operated. S.S Polished Head. Steam Heated Padded Buck.

LCF 90

Model No.	LCF 90
Head/ Bed Size	950 x 170

Perfect alignment. Fine pressing. Operator's safety & convenience. Safe drying & fine pressing of all types of cotton garments. Auto Timed release. Adjustable Ironing Pressure.



Dry-cleaning Utility Press & Dry-cleaning Legger Press

Pneumatically Operated. Steaming Head & Buck. Built-in Centrifugal Vacuum. Adjustable Ironing Pressure. Foot Switches. Sequential Timers.

DUP 120 DLP 120

DUP 120	DLP 120
1080 x 330 x 270 (Head Size)	1200 x 460 x 270 (Head Size)



With steaming head & steaming buck, digital time release, rocker arms, Air-Cylinder, springs & centrifugal blower.



Steaming head & buck provides perfect alignment & fine finishing. Safe drying & fine pressing of all types of garments.

Laundry Mushroom Topper Press & Dry-cleaning Mushroom Topper Press.

Pneumatically operated with Jumbo push buttons at front. Adjustable Ironing Pressure. Foot Switches. Sequential Timers.

LMP 60 DMP 60

LMP 60	DMP 60
550 x 320 (Head Size)	550 x 320 (Head Size)



Steam heated stainless steel polished head. Perfect alignment. Fine pressing. Operator's safety & convenience.



Steaming head & buck with centrifugal vacuum. Safe drying & fine pressing of all types of garments.

Trouser Form Finisher.

STF 500

Pneumatically operated. Steaming head & buck. Built-in centrifugal vacuum. Adjustable ironing pressure. Foot switches. Sequential timers.

Model No.	STF 500
Dimensions (W x D x H)	700 x 1100 x 1950

With mobile waist-band, digital sequential timers & powerful centrifugal blower.



Knitwear Up-Steam Finishing Press.

KSP 200

Large Slanting. Table Top. Quick Steam distribution. Powerful Suction. Bed Size: 2000 x 1000

Model No.	KSP 200
Head/ Bed Size	2000 x 1000

Centrifugal suction blower provides efficient moisture suction, quick drying of the table top & padding.



Universal Form Finisher.

SUF 500

Adjustable Timings for Steam & Air. Heat resistant mannequin fabric. Electrically operated valves. Sequential digital timers.

Model No.	SUF 500
Dimensions (W x D x H)	500 x 1300 x 1700

Accurate positioning results fine finishing. Efficient steaming & fine hot air finishing.




Stain Removing Machine.

SP 120

S.S. Work Station. Swiveling sleeve arm. S.S. Spotting Guns. Steam air gun. Ecological suction. Lighting device.

Model No.	SP 120
Work Station Size	1200 x 340 x 140

Stainless steel work station with fine mesh nose. Narrow, swiveling type sleeve arm. Long rust free life. Operator's convenience.



Vacuum Finishing Table & Online Vacuum Finishing Table.

**VF 120
VFS 100**

Rectangular Table Top with electric steam iron & teflon shoe.

VF 120	VFS 100
1200 x 750 (Table Top Size)	1000 x 650 (Table Top Size)



Moist air is exhausted upwards with extended duct. Garment shelf with concealed fluorescent tube light is mounted on the duct so that the table top is uniformly illuminated.

Rectangular Table Top with built-in 4 kg per hour steam generator. Steam ironing of all types of garments & all types of textile made up articles.

Vacuum Dress Finishing Board & Smart Vacuum Dress Finishing Board.

**VT 140
SVT 140**

General Utility Table Top. Extended exhaust duct. Dual foot pedals.

VT 140	SVT 140
1400 x 550 x 200 (Head Size)	1400 x 500 x 250 (Head Size)



Moist air is exhausted upwards with extended duct. Garment shelf with concealed fluorescent tube light is mounted on the duct so that the table top is uniformly illuminated.

Extended exhaust duct with dual foot pedals & LED tube light. Can be operated from both sides. With built-in boiler, suction, blowing, heating, spotting, steam-iron & teflon shoe.

**Steam Generators. Electric,
Portable & Automatic.
Stainless Steel Pressure
Vessel.**

SE 4, SE 8 & SE 40

Audio/Video Signal for Low Water Level.
Steam Solenoid Valve
with Flow Control Knob.
Stainless Steel Heating Element
Float Type Water Level Controller
Pressure Control Switch.

Model No.	SE 4	SE 8	SE 40
Steam Capacity	4 Kg / Hr	8 Kg / Hr	40 Kg / Hr

Wide range of steam generators from 4kg/hr to 40 kg/hr with built in water storage tank.



**Steam Generators. Diesel &
Gas, Portable & Automatic.
Carbon Steel Pressure Vessel.**

SD 60 & SG 60

Audio/Video Signal for Low Water Level.
Diesel/Gas fired Burner.
Motorized Piston Water Feed Pump.
Float Type Water Level Controller with
Pressure Control Switch.

Model No.	SD 60	SG 60
Steam Capacity	60 Kg / Hr	60 Kg / Hr

Available in Diesel &
Gas with built in water
storage tank



**Garment Packing
Machine.**

GP 800

Model No.	GP 800
Poly Bag Width	≤ 600

Seals the garment
in polyester bag.
Automatic timer for
heat seal. Upper blade
for cross-cut & lower
one for chamfer cut.
Easy to pull down the
poly bag.



**Garment Conveyor.
Computerized.**

GC 300 GC 1000

GC 300	GC 1000
300 Garments	1000 Garments

Garments on hangers
are placed into slots of
the conveyor. Computer
runs the conveyor to
bring the identified
garment to the required
location.



Fabric Inspection Machine

FNS Range

Smart Control Panel.
Automatic Precision Rollers.
Extra width for wide
fabric rolls. Working width
1800 to 3300 MM.

Edge control (i) is optional
at an added cost.

Model No.	FNS 180	FNS 180i	FNS 330
Working Width	1800	1800	3300

Uniform Light through
screen for thorough
check. VFD to set required
speed. Available with
specially designed smart
edge control system.



Thread Blowing
Machine.

TBM 500

All Metal Body. Acrylic see-through
Garment Trough. Adjustable Air Flow.
Built-in Garment Trap.

Adjustable foot pedal.
Powerful centrifugal suction blower
maintains powerful air to blow away
loose threads, dust etc.
Vibration less performance.



Trolleys, Tables &
Scrub Stations

For transportation/
handling of laundry articles
& linens. Scrubbing of heavily
soiled articles. All stainless
steel bars formed out of all
SS 304 Tubes & Bars.

Washroom Trolleys,
Dry-Linen Trolleys,
Shelf Trolleys,
Mobile Tables,
Hanger Trolley,
Laundry Scrub Station,
& Storage Racks.



Fully Automatic.
Reciprocating Type.
Continuous Duty Industrial
Air Compressor.

Air Compressors

Variant No.	1 hp	2 hp	3 hp	5 hp	7.5 hp	10 hp
Tank Capacity	45 Ltrs	100 Ltrs	160 Ltrs	220 Ltrs	220 Ltrs	220 Ltrs

Complete with motor, starter, pressure
switch & pressure gauge.
Robust cast iron crankshaft. Pressure relief
valve for extra safety. Efficient oil filter.

Available in
1 HP, 2 HP, 3 HP, 5 HP, 7.5 HP & 10 HP.



Steam Boilers

Thermax 'Revomax'
Steam Boilers with
Separator.
Coil Type. NON-IBR.
HSD. 90% Efficiency.

Model No.	RXA-02	RXA-04	RXA-06	RXD-850
Steam Capacity	200 Kg / Hr	400 Kg / Hr	600 Kg / Hr	850 Kg / Hr

Three pass, forced circulation
design. Reverse Flame
Technology for ample residence
time. Ensures complete
combustion. Maintains
consistent high thermal
efficiency. Unique membrane coil
design for uniform heat transfer
leading to enhanced coil life.
With Economiser-Optimiser
combination & cyclonic Steam
separator.



Primus Range of Machines

Washer Extractors. High Spin. Soft Mount.

Up-to 400 G-Force
Stainless Steel Cabinet.
Computer Controlled.
Bottom Suspension.

Model No.	FX 180	FX 280	FX 350	FX 600	FS 1000
Capacity	18 kg	28 kg	35 kg	60 kg	100 kg

'FX' & 'FS' Range

X Control Flex

Easy Soap

Trace Tech

The durable Frame of FX soft-mount washer-extractors offers dependable operation under the most demanding conditions.



Washer Extractors. Medium Spin. Hard Mount.

Up-to 200 G-Force.
Stainless Steel Cabinet.
Computer Controlled.

Model No.	RX 135	RX 180	RX 280	RX 350	RX 520
Capacity	13.5 kg	18 kg	28 kg	35 kg	52 kg

'RX' Range

Easy Soap

Trace Tech

Compact hardmount washers are built to maximize output & reduce operating costs, achieving lowest cost per cycle.



Barrier Washer Extractors

Pass-Through Design.
Up-to 400 G-Force.
Stainless Steel Cabinet.
Computer Controlled.

Model No.	FXB 180 FXB 240 FXB 280	MXB 360 MXB 500 MXB 700	MB 110 MB 140 MB 180
Capacity	18 Kg 24 Kg 28 Kg	36 Kg 50 Kg 70 Kg	110 Kg 140 Kg 180 Kg

'FXB' 'MXB' & 'MB' Range

Golden Lock

Opti Load

Easy Soap

Trace Tech

Pass-through design, Smart Inverter drive, Five compartment dispenser & separate doors for loading & unloading.



Drying Tumblers.

Stainless Steel Cylinder.
Microprocessor Control.
Reversible.

Model No.	T 9 T 11 T 13	T 16 T 24 T 35	DX 14 DX 16 DX 24	DX 55 DX 77 DX 90
Capacity	9 Kg 11 Kg 13 Kg	16 Kg 24 Kg 35 Kg	14 Kg 16 Kg 24 Kg	55 Kg 77 Kg 90 Kg

'T' & 'DX' Range

SensoDry

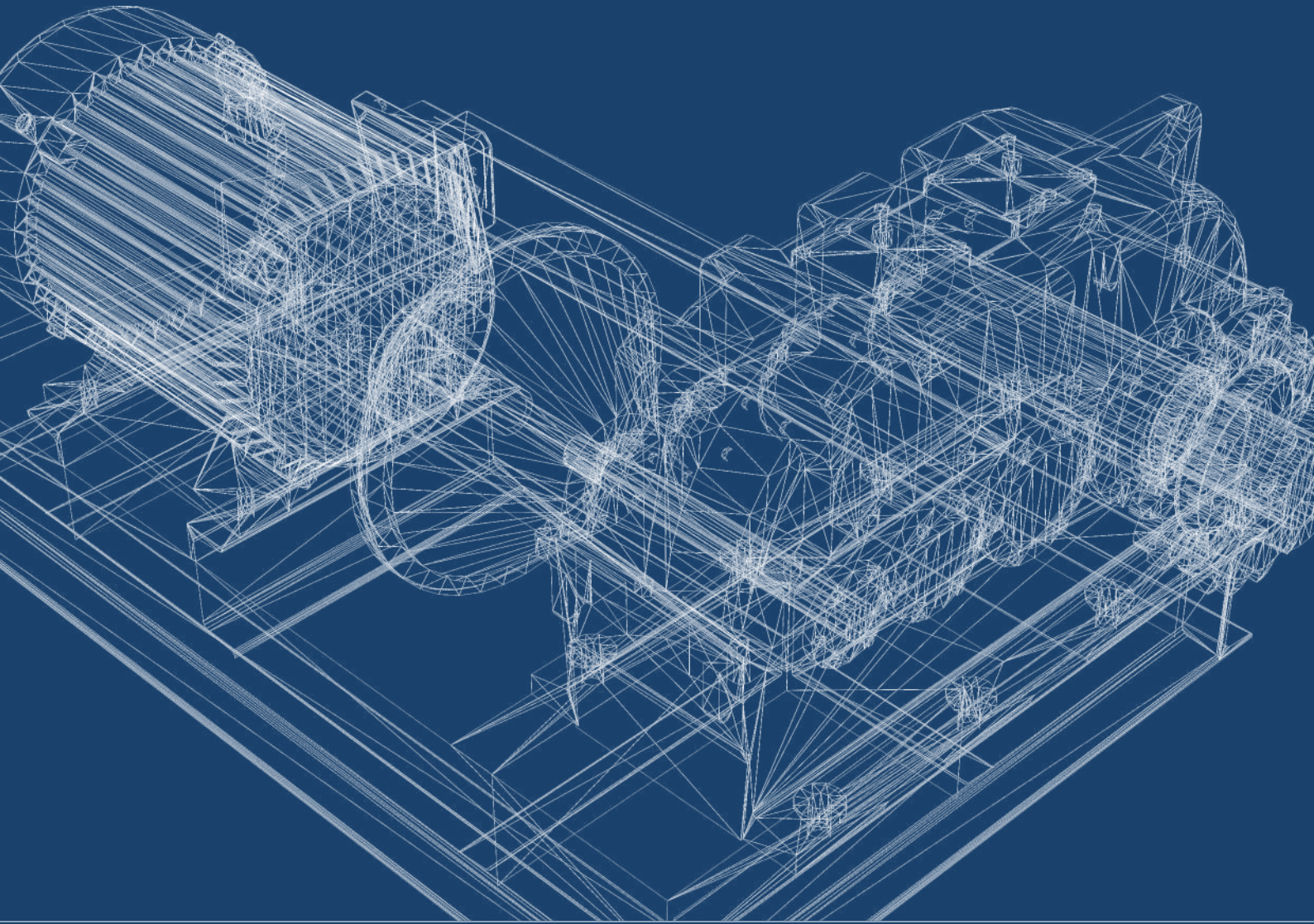
Trace Tech

Smart HMI Control, SensoDry Tech.

Available in electric, steam & gas heating modes.



The above machines presented are a only glimpse of the wide range of Primus machines. You can visit stefabprimus.com to understand the other models available.



Good Design is obvious and **Great Design is transparent.**

- Joe Sparano



Plan the Most Advanced Laundry Setup!

Setting up a successful laundry system requires deep expertise and strategic planning. With significant investment involved, it's crucial to ensure long-term returns through efficient design and smart machine selection.

Core equipment like washers, dryers, and ironers come in multiple capacities, heating modes, and configurations. Key factors such as project location, target industry segment, and availability of economical heating sources must be carefully considered. A well-planned system ensures high-quality output, maximum efficiency, and the lowest cost per cycle.

Our experts have developed a wide range of pre-designed standard laundry systems which are backed by industry norms and market feedback for diverse sectors including hospitality, healthcare, commercial laundries, railways, and more. These systems ensure the right choice of machines, consumables, layout & processes.

Hotels




Hospitality Industry is one of the largest consumers of laundry machines globally. In this day and age of extreme competition, the industry has understood the importance of having an on-premises laundry. The quality and life of linen is one of the most important factors and this can be achieved by having an in-house laundry setup. The hotel laundry systems curated by us range from as low as 125 kg per shift to 10,000 kg per shift. Here is a glimpse of three of them to understand the overview of a setup.

Bed & bath linen, spa & pool towels along with staff & guest laundry. We consider it all which are backed by industry norms and expert feedback. Stefab can furnish plans on other systems as well on case-to-case basis.

System HT 750

Mechanised Laundry Handling 750 kg Hotel Linen in 8 Hours.



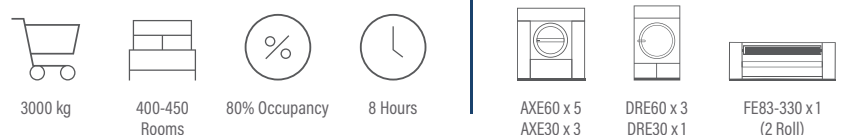
System HT 1500

Mechanised Laundry Handling 1500 kg Hotel Linen in 8 Hours.



System HT 3000

Mechanised Laundry Handling 3000 kg Hotel Linen in 8 Hours.



Hospitals



Hospitals need to give extreme importance to the laundry services and the quality of linen they provide. As laundry is an essential function for all housekeeping departments, but in healthcare facilities, laundry plays an even more important role—not only contributing to comfort and aesthetics, but also assisting with infection control. Stefab is one of the few producers in the world of Infection Barrier Washer Extractors.

Our systems for a complete on premises healthcare laundry also range from 125 kg to 10,000 kg per shift. Stefab can furnish details and plans on other systems too as per the number of beds in a hospital.

Commercial



Similarly, for other industries also - systems have been designed taking multiple factors into consideration. In case of planning a retail laundry the capacity of each machine will be less as against institutional laundry. This is because while processing retail loads it is much unlikely to receive one type of garment in bulk quantities. Every garment is different in terms of composition, size, color etc. Thus they cannot be put all together as they demand independent wash cycles, detergent, water temperature, beating action etc.

Once the right system is chosen, Our experts furnish a comprehensive report, ROI charts, utility parameters, 2D & 3D layouts for a detailed analysis.

System HS 750

Mechanised Laundry Handling 750 kg Hospital Linen in 8 Hours.



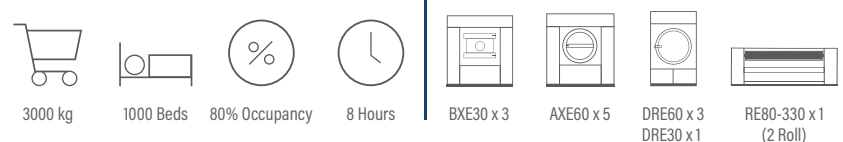
System HS1500

Mechanised Laundry Handling 1500 kg Hospital Linen in 8 Hours.



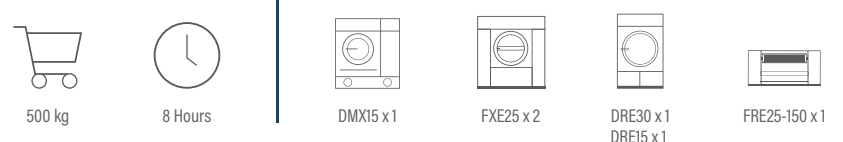
System HS 3000

Mechanised Laundry Handling 3000 kg Hospital Linen in 8 Hours.



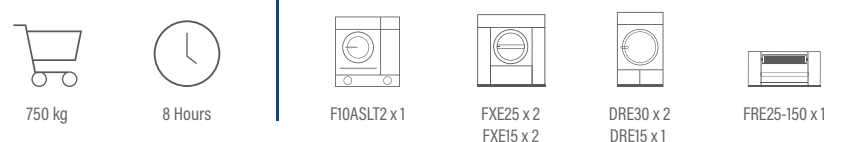
System CLR 500

Mechanised Laundry Handling 500 kg Retail Laundry in 8 Hours.



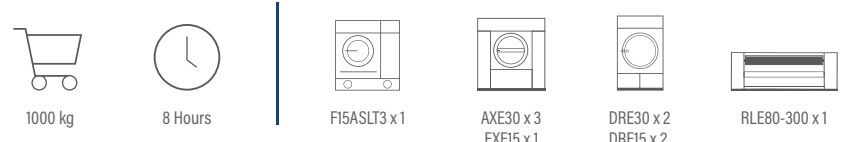
System CLR 750

Mechanised Laundry Handling 750 kg Retail Laundry in 8 Hours.



System CLR 1000

Mechanised Laundry Handling 1000 kg Retail Laundry in 8 Hours.



Choosing the right heating mode!

Parameter	Electric	External Boiler	Gas
Efficiency	For laundry setups with capacity under three tonnes per shift, electric mode is the most efficient.	Steam boilers are more efficient in setups over three tonnes per shift.	If direct gas line is available then system can be hybrid. Dryers & Ironers can have direct gas line but washers shall be electric making the entire system efficient and reliable.
Installation	Plug-n-play. All machines have in-built electric heaters which makes it extremely convenient for quick installation.	Steam boiler with chimney of a certain height along with diesel tank & water softener plant. Steam piping to all machines with proper insulation is required.	Gas lines to all machines with proper insulation. Dryers & Ironers can run with direct gas but washers to be electric/ steam/ thermic fluid heated.
Emissions	Negligible	Moderate to High	Low
Linen Quality	10/10 in washing 9/10 in flat-work ironing	10/10	10/10
External Fuel Storage	None	Yes, Diesel Tank	None In case of LPG, gas cylinders need to be stored.
Maintenance	Only heaters need to be replaced depending on the usage.	Low maintenance of machines but boiler needs continuous monitoring & maintenance.	Gas burners in dryers & ironers to be cleaned and overhauled after every six months.
Risk Factor	Negligible	Low to Moderate	Low Moderate, in case of LPG cylinders.



Achieving lowest cost per cycle

For up-to three tons per shift we suggest an all electric setup. As & how the capacity of the laundry setup goes beyond that, the electric load substantially increases. If higher electric load is available at site at an economical rate per KW, then an all electric setup is the most feasible up-to even 4 tonnes/ shift.

If the electric load is limited, then the heat production from electric heaters is then replaced by the major fuel available. Electricity in this case then is only used to cater the motor loads of the machines.

Therefore, every setup is different & to conclude the best arrangement of heating modes depends on various parameters. Initial CAPEX in some cases also play an important role to decide if the user wants to invest in steam boilers or not. Boiler is not the only investment but the chimney, piping, tanks associated with it, at additional costs which substantially increases the initial investment towards CAPEX. Stefab has a wide range of products with multiple heating modes which gives the freedom to the user to choose the right heating mode as per the availability.

For instance a Stefab 60 kg washer extractor's drive motor consumes only 6 units & its electric consumption for heaters is only 9 units per cycle, which shall raise the temperature of water up-to 75 Degrees. This system is the most efficient as per the ongoing industry norms.

Similarly, the ironers produced by us contribute significantly & help us to choose a system where we put the least ecological impact on environment. We are the first ever company to produce an all electric chest heated ironer in 830 MM dia consuming only 72 KWs, giving an output of at-least 300 single bed-sheets per hour making it by far the most effective solution for flat-work ironing.

Stefab technical team furnishes consumption parameters charts with real-time economics for the user to understand the best system as per their needs.

Our solution with competitive CAPEX & OPEX charts lead to the lowest per KG cost per cycle in any segment. Visit stefab.com for more information.

Technical Competence

Stefab has developed indigenous technologies over the years for all segments of machines. These advancements has given us a strong competitive edge in the industry making us the most preferred choice when it comes to efficiency and ecological footprint. These particular independent innovations are precisely developed keeping in mind the increasing costs of manpower, fuel, water etc.

The systems we deliver are the most effective solutions for any customer comprising primarily of washers, dryers and ironers along with auxiliary equipment. Every product has one or two key components which eventually are the deciding factor to validate the efficiency. Stefab has precisely improved the core competence of each of its major offerings which make the end solution more reliable, efficient and cost effective in the long run.

It is the cost per cycle which makes the difference for any industry and that is what we as a brand, focus on.



Precision machined, ground smooth & polished chest exerts uniform high pressure across the entire roll through pneumatic cylinders. We are among the very few in the world to produce an all electric 830 mm dia, chest heated ironer. Stefab has more than **2000** chest ironers in operation pan India & abroad.



Fully programable computer captures all the features for any customized process. The preset programs can be easily modified or erased. Step by step display provides cycle advance, variable time signal & diagnostic checks. **IoT** Enabled with smart wireless connectivity. Easy to understand & operate.



Advanced moisture sensors designed specifically for the professional dryers enabling high efficiency. No manual intervention required by the user. The PLC auto detects the moisture in the basket & gives cut-off signals to the heating mode aptly.



All types of dozing pumps are compatible with Stefab ST9, ST10, ST11 PLCs giving the user utmost flexibility to achieve great washing results. Our PLCs works in sync with dozing computer uninterrupted. Up-to six dozing pump systems can be installed to each machine.



The four beater basket design in our AX Range results in maximum beating action & effective washes in shorter cycle time. The polished stainless steel beaters are designed with utmost precision then slid into the basket & laser welded.



2 Length Folds + **3 Cross** Folds. 1st Primary fold through full vertical drop. 2nd Primary fold by converging rollers. 1st Cross fold by a "Blade fold" directing the linen between rollers, 2nd Cross fold by an air jet & 3rd Cross by automatic "Lift fingers" through reverse conveyor mechanism.

Genuine Parts

Original

Spare parts are available locally as well & may cost less initially, but they are not engineered specifically for Stefab machines. Often they need to be replaced and can damage other parts and affect the performance of our machines. One has to be careful, and it is always best to install authentic parts.

Quality

Every component in the machine has the highest level of R&D & technical expertise behind it. The quality of genuine parts cannot be compared to the parts available locally. Stefab has been producing laundry machines for over 50 years.



Excellent Service Capabilities

Our machines are built to last and they are backed up by industry's best service & warranty policies.

Service is one of the most important factors while you choose your laundry equipment partner. With Stefab one can be totally sure of the same. Our Service is backed by our engineers and associates spread nationwide and abroad. We understand breakdowns and it has always been our first priority to address complaints providing quick service and genuine parts to our customers.

We stand behind every machine we produce with comprehensive warranty on all machines, which is by far a better value than what is offered by the competing companies. Stefab comprehensive warranty plan proves the strength of our machines. Our commitment to producing advanced and reliable machines is braced by our warranty policy.

Should you require more information on Service & Warranty, please contact us on service@stefab.com



A glimpse of our clients

Hospitality



Commercial



Government Institutions



Healthcare



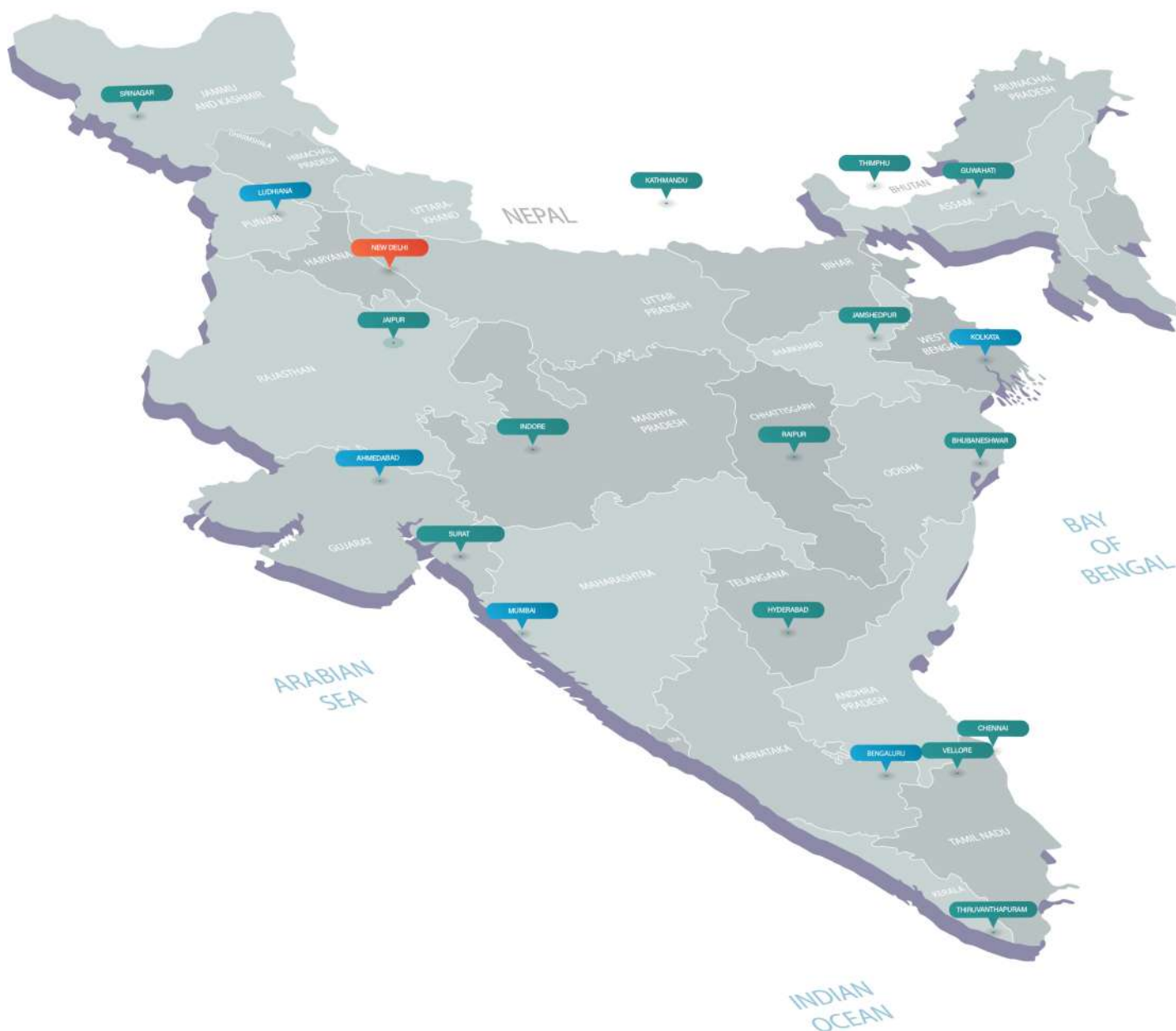
Apparel



Other Institutions



Our Presence



Corporate Office & Manufacturing Plants

CO & Plant 1
Stefab India Limited
 39/14, Netaji Subhash
 Industrial Area,
 Tikri Kalan, Rohtak Road,
 New Delhi 110041. India

Plant 2
Stefab India Limited
 19/10 Jakhoda,
 Bahadurgarh,
 Dist. Jhajjar,
 Haryana 124505

Get in Touch with us

IVR: +91.9999 79 1975

Sales
 sales@stefab.com
 +91.9811285702 / 12

Service
 service@stefab.com
 +91.9643330012 / 13

Operations
 operations@stefab.com
 +91.9811285714 / 15


Pan-India & International Presence

 Corporate Office, New Delhi

 Regional / Branch Offices

 Associate Offices

International Presence:
 Nepal, Bhutan, Bangladesh, Sri Lanka,
 Maldives, Mauritius, Kenya, Saudi
 Arabia, Uganda, Ethiopia, Russia, UAE,
 Vietnam, Tanzania, Malaysia, Kuwait



STEFAB[®]

Scan to call us



SIL/CO/DD/SB/25-26/109

Follow us on

